



REPUBLICA DE COLOMBIA
FABRICA DE LICORES DEL TOLIMA
890704763
EJECUCION PRESUPUESTAL INGRESOS
De Nov-01-2025 a Nov-30-2025

Código	FUENTE	Descripción	Presupuesto Inicial	Modificación		Presupuesto Definitivo	Causación		Giros		Saldo	Porcentaje Elección		
				Adición	Reducción		Anterior	Periodo	Total	Anterior			Periodo	Total
1		Ingresos	32.860.754.580	3.791.281.353	264.972.513	36.387.063.420	35.336.655.344	4.506.617.276	39.843.272.620	32.530.841.777	1.698.632.185	34.229.473.962	2.157.589.458	94,07%
10		Disponibilidad inicial	8.095.706.004	3.791.281.353	264.972.513	11.622.014.844	11.622.014.844	0	11.622.014.844	11.622.014.844	0	11.622.014.844	0	100,00%
1002		Bancos	3.960.674.823	3.791.281.353	264.972.513	7.486.983.663	7.486.983.663	0	7.486.983.663	7.486.983.663	0	7.486.983.663	0	100,00%
1002	121000	Bancos	3.960.674.823	3.791.281.353	264.972.513	7.486.983.663	7.486.983.663	0	7.486.983.663	7.486.983.663	0	7.486.983.663	0	100,00%
1003		Inversiones Temporales	4.135.031.181	0	0	4.135.031.181	4.135.031.181	0	4.135.031.181	4.135.031.181	0	4.135.031.181	0	100,00%
1003	121000	Inversiones Temporales	4.135.031.181	0	0	4.135.031.181	4.135.031.181	0	4.135.031.181	4.135.031.181	0	4.135.031.181	0	100,00%
11		Ingresos Corrientes	23.878.077.845	0	0	23.878.077.845	22.810.603.335	4.458.146.942	27.268.750.277	20.004.789.768	1.650.161.851	21.654.951.619	2.223.126.226	90,69%
1102		Ingresos no tributarios	23.878.077.845	0	0	23.878.077.845	22.810.603.335	4.458.146.942	27.268.750.277	20.004.789.768	1.650.161.851	21.654.951.619	2.223.126.226	90,69%
110205		Venta de bienes y servicios	23.878.077.845	0	0	23.878.077.845	22.810.603.335	4.458.146.942	27.268.750.277	20.004.789.768	1.650.161.851	21.654.951.619	2.223.126.226	90,69%
11020500102	121000	Productos alimenticios, bebidas y tabaco; textiles, prend.	23.840.331.040	0	0	23.840.331.040	22.778.051.002	4.455.535.474	27.233.586.476	19.972.237.435	1.647.550.383	21.619.787.818	2.220.543.222	90,69%
1102050010204	121000	Recaudo año vigente	23.840.331.040	0	0	23.840.331.040	13.638.255.007	4.455.535.474	18.093.790.481	10.836.533.271	1.647.550.383	12.484.083.654	11.356.247.386	52,37%
1102050010204	121000	Recaudo años anteriores	0	0	0	0	9.139.795.996	0	9.139.795.996	9.135.704.164	0	9.135.704.164	-9.135.704.164	#DIV/0!
11020500103	121000	Otros bienes transportables (excepto productos metálic	32.038.599	0	0	32.038.599	28.181.092	2.174.344	30.355.436	28.181.092	2.174.344	30.355.436	1.683.163	94,75%
11020500107	121000	Servicios financieros y servicios conexos; servicios inmot	5.708.206	0	0	5.708.206	4.371.241	437.124	4.808.365	4.371.241	437.124	4.808.365	899.841	84,24%
12		Recursos de capital	886.970.731	0	0	886.970.731	904.037.165	48.470.334	952.507.499	904.037.165	48.470.334	952.507.499	-65.536.768	107,39%
1201		Disposición de activos	1.000.000	0	0	1.000.000	0	0	0	0	0	0	1.000.000	0,00%
120101		Disposición de activos financieros	1.000.000	0	0	1.000.000	0	0	0	0	0	0	1.000.000	0,00%
120101004	121000	Títulos de devolución de impuestos-TIDIS	1.000.000	0	0	1.000.000	0	0	0	0	0	0	1.000.000	0,00%
1205		Rendimientos financieros	885.970.731	0	0	885.970.731	904.037.165	48.470.334	952.507.499	904.037.165	48.470.334	952.507.499	-66.536.768	107,51%
120502		Depósitos	885.970.731	0	0	885.970.731	904.037.165	48.470.334	952.507.499	904.037.165	48.470.334	952.507.499	-66.536.768	107,51%
120502	121000	Depósitos	885.970.731	0	0	885.970.731	904.037.165	48.470.334	952.507.499	904.037.165	48.470.334	952.507.499	-66.536.768	107,51%

NIDIA VICTORIA CASTILLO GONZALEZ

Gerente General

MARIA DEL PILAR RAMIREZ MONROY

Subgerente Financiera

NOHORA CECILIA DUARTE CARRETERO

Proyecto: apoyo area Financiera

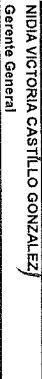


REPÚBLICA DE COLOMBIA
FABRICA DE LICORES DEL TOLIMA
890704/63
EJECUCION PRESUPUESTAL GASTOS
De Nov-01-2025 a Nov-30-2025


Código	CCP	PUNTE	Descripción	Presupio Inicial	Modificación	Traslado	Presupio Definitivo	Disponibilidades	Compromisos	Porcentaje Ejecución	Obligaciones	Total
2			Gastos	32.660.754.580	3.791.281.353	264.972.513	3.969.399.070	36.387.063.420	24.296.068.944	12.151.119.269	75.511.188.213	#####
21			Funcionamiento	11.918.660.313	127.354.794		786.964.950	12.045.960.107	5.570.036.058	343.357.525	5.920.393.583	6.125.566.524
2110101001			Factores salariales comunes	1.370.559.022	0		10.759.350	60.660.126	1.002.871.007	1.004.838.856	21.017.486.383	1.002.871.007
211010100101			Sueldo básico	880.719.255	0		36.990.126	843.729.099	710.208.617	72.374.368	782.583.017	710.208.617
211010100103			Gastos de representación	102.448.535	0		2.976.361	105.424.896	87.854.080	8.785.408	96.639.488	87.854.080
211010100105			Auxilio de transporte	20.993.952	0		0	2.250.000	18.745.052	16.682.787	1.062.263	18.745.052
211010100106			Prima de servicio	65.009.657	0		0	0	65.009.657	64.662.901	186.282	64.662.901
211010100107			Prima de vacaciones	24.348.278	0		3.241.105	0	27.589.383	25.462.193	2.195.474	25.462.193
211010100108			Bonificación por servicios prestados	27.889.383	0		552.886	21.420.000	183.228.078	34.745.968	51.685.478	131.542.600
211010100109			Prestaciones sociales	204.095.192	0		0	0	60.927.952	27.469.022	43.038.446	113.653.094
21101010010001			Prima de navidad	122.300.126	0		0	0	122.300.126	8.273.173	3.732.859	8.273.173
21101010010002			Prima de vacaciones	122.300.126	0		0	0	60.927.952	27.469.022	43.038.446	113.653.094
21101010010003			Prima de vacaciones	122.300.126	0		0	0	60.927.952	27.469.022	43.038.446	113.653.094
21101010010004			Prima de vacaciones	122.300.126	0		0	0	60.927.952	27.469.022	43.038.446	113.653.094
21101010010005			Prima de vacaciones	122.300.126	0		0	0	60.927.952	27.469.022	43.038.446	113.653.094
21101010010006			Prima de vacaciones	122.300.126	0		0	0	60.927.952	27.469.022	43.038.446	113.653.094
21101010010007			Prima de vacaciones	122.300.126	0		0	0	60.927.952	27.469.022	43.038.446	113.653.094
21101010010008			Prima de vacaciones	122.300.126	0		0	0	60.927.952	27.469.022	43.038.446	113.653.094
21101010010009			Prima de vacaciones	122.300.126	0		0	0	60.927.952	27.469.022	43.038.446	113.653.094
21101010010010			Prima de vacaciones	122.300.126	0		0	0	60.927.952	27.469.022	43.038.446	113.653.094
21101010010011			Prima de vacaciones	122.300.126	0		0	0	60.927.952	27.469.022	43.038.446	113.653.094
21101010010012			Prima de vacaciones	122.300.126	0		0	0	60.927.952	27.469.022	43.038.446	113.653.094
21101010010013			Prima de vacaciones	122.300.126	0		0	0	60.927.952	27.469.022	43.038.446	113.653.094
21101010010014			Prima de vacaciones	122.300.126	0		0	0	60.927.952	27.469.022	43.038.446	113.653.094
21101010010015			Prima de vacaciones	122.300.126	0		0	0	60.927.952	27.469.022	43.038.446	113.653.094
21101010010016			Prima de vacaciones	122.300.126	0		0	0	60.927.952	27.469.022	43.038.446	113.653.094
21101010010017			Prima de vacaciones	122.300.126	0		0	0	60.927.952	27.469.022	43.038.446	113.653.094
21101010010018			Prima de vacaciones	122.300.126	0		0	0	60.927.952	27.469.022	43.038.446	113.653.094
21101010010019			Prima de vacaciones	122.300.126	0		0	0	60.927.952	27.469.022	43.038.446	113.653.094
21101010010020			Prima de vacaciones	122.300.126	0		0	0	60.927.952	27.469.022	43.038.446	113.653.094
21101010010021			Prima de vacaciones	122.300.126	0		0	0	60.927.952	27.469.022	43.038.446	113.653.094
21101010010022			Prima de vacaciones	122.300.126	0		0	0	60.927.952	27.469.022	43.038.446	113.653.094
21101010010023			Prima de vacaciones	122.300.126	0		0	0	60.927.952	27.469.022	43.038.446	113.653.094
21101010010024			Prima de vacaciones	122.300.126	0		0	0	60.927.952	27.469.022	43.038.446	113.653.094
21101010010025			Prima de vacaciones	122.300.126	0		0	0	60.927.952	27.469.022	43.038.446	113.653.094
21101010010026			Prima de vacaciones	122.300.126	0		0	0	60.927.952	27.469.022	43.038.446	113.653.094
21101010010027			Prima de vacaciones	122.300.126	0		0	0	60.927.952	27.469.022	43.038.446	113.653.094
21101010010028			Prima de vacaciones	122.300.126	0		0	0	60.927.952	27.469.022	43.038.446	113.653.094
21101010010029			Prima de vacaciones	122.300.126	0		0	0	60.927.952	27.469.022	43.038.446	113.653.094
21101010010030			Prima de vacaciones	122.300.126	0		0	0	60.927.952	27.469.022	43.038.446	113.653.094
21101010010031			Prima de vacaciones	122.300.126	0		0	0	60.927.952	27.469.022	43.038.446	113.653.094
21101010010032			Prima de vacaciones	122.300.126	0		0	0	60.927.952	27.469.022	43.038.446	113.653.094
21101010010033			Prima de vacaciones	122.300.126	0		0	0	60.927.952	27.469.022	43.038.446	113.653.094
21101010010034			Prima de vacaciones	122.300.126	0		0	0	60.927.952	27.469.022	43.038.446	113.653.094
21101010010035			Prima de vacaciones	122.300.126	0		0	0	60.927.952	27.469.022	43.038.446	113.653.094
21101010010036			Prima de vacaciones	122.300.126	0		0	0	60.927.952	27.469.022	43.038.446	113.653.094
21101010010037			Prima de vacaciones	122.300.126	0		0	0	60.927.952	27.469.022	43.038.446	113.653.094
21101010010038			Prima de vacaciones	122.300.126	0		0	0	60.927.952	27.469.022	43.038.446	113.653.094
21101010010039			Prima de vacaciones	122.300.126	0		0	0	60.927.952	27.469.022	43.038.446	113.653.094
21101010010040			Prima de vacaciones	122.300.126	0		0	0	60.927.952	27.469.022	43.038.446	113.653.094
21101010010041			Prima de vacaciones	122.300.126	0		0	0	60.927.952	27.469.022	43.038.446	113.653.094
21101010010042			Prima de vacaciones	122.300.126	0		0	0	60.927.952	27.469.022	43.038.446	113.653.094
21101010010043			Prima de vacaciones	122.300.126	0		0	0	60.927.952	27.469.022	43.038.446	113.653.094
21101010010044			Prima de vacaciones	122.300.126	0		0	0	60.927.952	27.469.022	43.038.446	113.653.094
21101010010045			Prima de vacaciones	122.300.126	0		0	0	60.927.952	27.469.022	43.038.446	113.653.094
21101010010046			Prima de vacaciones	122.300.126	0		0	0	60.927.952	27.469.022	43.038.446	113.653.094
21101010010047			Prima de vacaciones	122.300.126	0		0	0	60.927.952	27.469.022	43.038.446	113.653.094
21101010010048			Prima de vacaciones	122.300.126	0		0	0	60.927.952	27.469.022	43.038.446	113.653.094
21101010010049			Prima de vacaciones	122.300.126	0		0	0	60.927.952	27.469.022	43.038.446	113.653.094
21101010010050			Prima de vacaciones	122.300.126	0		0	0	60.927.952	27.469.022	43.038.446	113.653.094
21101010010051			Prima de vacaciones	122.300.126	0		0	0	60.927.952	27.469.022	43.038.446	113.653.094
21101010010052			Prima de vacaciones	122.300.126	0		0	0	60.927.952	27.469.022	43.038.446	113.653.094
21101010010053			Prima de vacaciones	122.300.126	0		0	0	60.927.952	27.469.022	43.038.446	113.653.094
21101010010054			Prima de vacaciones	122.300.126	0		0	0	60.927.952	27.469.022	43.038.446	113.653.094
21101010010055			Prima de vacaciones	122.300.126	0		0	0	60.927.952	27.469.022	43.038.446	113.653.094
21101010010056			Prima de vacaciones	122.300.126	0		0	0	60.927.952	27.469.022	43.038.446	113.653.094
21101010010057			Prima de vacaciones	122.300.126	0		0					

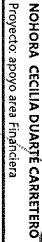
Código	COP	FINNTE	Descripción	Presuppo Inicial		Modificación		Tratados		Presuppo Definitivo		Disponibilidades		Compromisos		Porcentaje Ejecución		Obligaciones		Porcentaje Ejecución			
				Adición	Reducción	Cuentas	Contrahechos	Anterior	Precio	Total	Saldo	Periodo	Total	Saldo	Periodo	Total	Saldo						
2120202008	82191	121000	Servicios prestados a las empresas y servicios c	2,000,000	0	0	0	60,989,994	0	312,610,994	300,157,305	0	300,157,305	12,461,689	300,157,305	0	185,710,000	32,430,000	218,140,000	0	32,430,000	218,140,000	
2120202008	82199	121000	Servicios prestados a las empresas y servicios c	251,629,000	0	0	0	199,820,000	0	210,973,404	199,073,404	0	199,073,404	11,900,000	199,073,404	0	123,173,404	17,800,000	140,973,404	0	17,800,000	140,973,404	
2120202008	82221	121000	Servicios prestados a las empresas y servicios c	199,820,000	0	0	0	28,400,000	0	210,973,404	199,073,404	0	199,073,404	11,900,000	199,073,404	0	123,173,404	17,800,000	140,973,404	0	17,800,000	140,973,404	
2120202008	83151	121000	Servicios prestados a las empresas y servicios c	5,940,000	0	0	0	3,060,000	0	29,000,000	29,000,000	0	29,000,000	0	29,000,000	0	630,569,914	771,666	714,071,321	0	771,666	714,071,321	
2120202008	83990	121000	Servicios prestados a las empresas y servicios c	726,863,914	0	0	0	170,166,988	0	917,622,545	860,658,516	9,249,137	869,907,653	47,174,892	865,954,516	23,953,137	869,907,653	83,701,366	714,071,321	155,838,332	630,569,914	714,071,321	
2120202008	84110	121000	Servicios prestados a las empresas y servicios c	7,232,791	0	0	0	1,020,000	0	8,252,791	6,678,135	771,666	7,449,821	802,970	7,749,821	7,749,821	6,678,135	771,666	7,449,821	7,449,821	6,678,135	7,449,821	
2120202008	85250	121000	Servicios prestados a las empresas y servicios c	4,150,589,607	0	0	0	1,790,403	0	4,150,589,607	396,289,985	771,666	396,289,985	40,970,411	392,479,780	3,810,305	396,289,985	228,564,495	100,635,294	329,199,789	11,147,997	11,147,997	
2120202008	85310	121000	Servicios prestados a las empresas y servicios c	65,965,511	0	0	0	5,574,000	0	20,638,000	20,638,000	0	20,638,000	56,000	20,638,000	0	11,147,997	9,940,003	11,147,997	0	11,147,997	11,147,997	
2120202008	85399	121000	Servicios prestados a las empresas y servicios c	15,120,000	0	0	0	5,574,000	0	20,638,000	20,638,000	0	20,638,000	56,000	20,638,000	0	11,147,997	9,940,003	11,147,997	0	11,147,997	11,147,997	
2120202008	85999	121000	Servicios prestados a las empresas y servicios c	371,118,727	0	0	0	227,714,194	0	143,404,533	125,655,964	3,820,000	129,475,964	13,928,569	125,655,964	3,820,000	129,475,964	18,550,000	98,667,618	802,716,18	18,550,000	98,667,618	
2120202008	8712001	121000	Servicios prestados a las empresas y servicios c	29,000,000	0	0	0	23,000,000	0	6,000,000	6,000,000	0	6,000,000	0	6,000,000	0	58,971,509	22,940,330	81,911,849	33,088,151	58,971,509	22,940,330	
2120202008	8712001	121000	Servicios prestados a las empresas y servicios c	29,000,000	0	0	0	23,000,000	0	6,000,000	6,000,000	0	6,000,000	0	6,000,000	0	58,971,509	22,940,330	81,911,849	33,088,151	58,971,509	22,940,330	
2120202008	8714199	121000	Servicios prestados a las empresas y servicios c	60,000,000	0	0	0	55,000,000	0	115,000,000	115,000,000	0	115,000,000	0	115,000,000	0	11,147,997	9,940,003	11,147,997	0	11,147,997	11,147,997	
2120202008	8715299	121000	Servicios prestados a las empresas y servicios c	31,521,300	0	0	0	14,510,006	0	459,214	29,851,408	377,033	269,357,613	1,093,035,830	269,357,613	269,357,613	269,357,613	269,357,613	269,357,613	269,357,613	269,357,613	269,357,613	
21300405001	21300405001	121000	Membresías	30,200,622	0	0	0	439,214	0	29,851,408	29,851,408	0	29,851,408	0	29,851,408	0	29,851,408	0	29,851,408	0	29,851,408	29,851,408	
21300702002	21300702002	121000	Cuentas partes pensionales (de pensiones)	4,627,451,218	0	0	0	4,627,451,218	0	4,627,451,218	380,906,584	34,598,725	415,505,309	4,211,946,909	380,906,584	34,598,725	415,505,309	380,996,184	34,598,725	414,996,909	506,400	34,598,725	414,996,909
21300703013	21300703013	121000	Cuentas partes pensionales a cargo de la entidad	4,627,451,218	0	0	0	4,627,451,218	0	4,627,451,218	380,906,584	34,598,725	415,505,309	4,211,946,909	380,906,584	34,598,725	415,505,309	380,996,184	34,598,725	414,996,909	506,400	34,598,725	414,996,909
21313010001	21313010001	121000	Afiliación Riesgos Laborales contratistas Grado	63,976,745	0	0	0	1,321,000	0	63,976,745	0	2,003,154	2,003,154	0	2,003,154	0	2,003,154	0	2,003,154	0	2,003,154	2,003,154	
217010102	217010102	121000	Sentencias	1,365,339,443	0	0	0	1,321,000	0	63,976,745	0	2,003,154	2,003,154	0	2,003,154	0	2,003,154	0	2,003,154	0	2,003,154	2,003,154	
217010102	217010102	121000	Cesantías parciales	1,365,339,443	0	0	0	1,321,000	0	63,976,745	0	2,003,154	2,003,154	0	2,003,154	0	2,003,154	0	2,003,154	0	2,003,154	2,003,154	
217010102	217010102	121000	Impuesto sobre la renta y complementarios	131,746,711	0	0	0	137,746,711	0	137,746,711	86,719,000	28,061,000	114,780,000	22,966,711	86,719,000	28,061,000	114,780,000	74,021,000	12,699,000	86,719,000	74,021,000	12,699,000	
217010102	217010102	121000	Impuesto sobre la renta y complementarios	131,746,711	0	0	0	137,746,711	0	137,746,711	86,719,000	28,061,000	114,780,000	22,966,711	86,719,000	28,061,000	114,780,000	74,021,000	12,699,000	86,719,000	74,021,000	12,699,000	
217010102	217010102	121000	Impuesto sobre la renta y complementarios	131,746,711	0	0	0	137,746,711	0	137,746,711	86,719,000	28,061,000	114,780,000	22,966,711	86,719,000	28,061,000	114,780,000	74,021,000	12,699,000	86,719,000	74,021,000	12,699,000	
217010102	217010102	121000	Impuesto sobre la renta y complementarios	131,746,711	0	0	0	137,746,711	0	137,746,711	86,719,000	28,061,000	114,780,000	22,966,711	86,719,000	28,061,000	114,780,000	74,021,000	12,699,000	86,719,000	74,021,000	12,699,000	
217010102	217010102	121000	Impuesto sobre la renta y complementarios	131,746,711	0	0	0	137,746,711	0	137,746,711	86,719,000	28,061,000	114,780,000	22,966,711	86,719,000	28,061,000	114,780,000	74,021,000	12,699,000	86,719,000	74,021,000	12,699,000	
217010102	217010102	121000	Impuesto sobre la renta y complementarios	131,746,711	0	0	0	137,746,711	0	137,746,711	86,719,000	28,061,000	114,780,000	22,966,711	86,719,000	28,061,000	114,780,000	74,021,000	12,699,000	86,719,000	74,021,000	12,699,000	
217010102	217010102	121000	Impuesto sobre la renta y complementarios	131,746,711	0	0	0	137,746,711	0	137,746,711	86,719,000	28,061,000	114,780,000	22,966,711	86,719,000	28,061,000	114,780,000	74,021,000	12,699,000	86,719,000	74,021,000	12,699,000	
217010102	217010102	121000	Impuesto sobre la renta y complementarios	131,746,711	0	0	0	137,746,711	0	137,746,711	86,719,000	28,061,000	114,780,000	22,966,711	86,719,000	28,061,000	114,780,000	74,021,000	12,699,000	86,719,000	74,021,000	12,699,000	
217010102	217010102	121000	Impuesto sobre la renta y complementarios	131,746,711	0	0	0	137,746,711	0	137,746,711	86,719,000	28,061,000	114,780,000	22,966,711	86,719,000	28,061,000	114,780,000	74,021,000	12,699,000	86,719,000	74,021,000	12,699,000	
217010102	217010102	121000	Impuesto sobre la renta y complementarios	131,746,711	0	0	0	137,746,711	0	137,746,711	86,719,000	28,061,000	114,780,000	22,966,711	86,719,000	28,061,000	114,780,000	74,021,000	12,699,000	86,719,000	74,021,000	12,699,000	
217010102	217010102	121000	Impuesto sobre la renta y complementarios	131,746,711	0	0	0	137,746,711	0	137,746,711	86,719,000	28,061,000	114,780,000	22,966,711	86,719,000	28,061,000	114,780,000	74,021,000	12,699,000	86,719,000	74,021,000	12,699,000	
217010102	217010102	121000	Impuesto sobre la renta y complementarios	131,746,711	0	0	0	137,746,711	0	137,746,711	86,719,000	28,061,000	114,780,000	22,966,711	86,719,000	28,061,000	114,780,000	74,021,000	12,699,000	86,719,000	74,021,000	12,699,000	
217010102	217010102	121000	Impuesto sobre la renta y complementarios	131,746,711	0	0	0	137,746,711	0	137,746,711	86,719,000	28,061,000	114,780,000	22,966,711	86,719,000	28,061,000	114,780,000	74,021,000	12,699,000	86,719,000	74,021,000	12,699,000	
217010102	217010102	121000	Impuesto sobre la renta y complementarios	131,746,711	0	0	0	137,746,711	0	137,746,711	86,719,000	28,061,000	114,780,000	22,966,711	86,719,000	28,061,000	114,780,000	74,021,000	12,699,000	86,719,000	74,021,000	12,699,000	
217010102	217010102	121000	Impuesto sobre la renta y complementarios	131,746,711	0	0	0	137,746,711	0	137,746,711	86,719,000	28,061,000	114,780,000	22,966,711	86,719,000	28,061,000	114,780,000	74,021,000	12,699,000	86,719,000	74,021,000	12,699,000	
217010102	217010102	121000	Impuesto sobre la renta y complementarios	131,746,711	0	0	0	137,746,711	0	137,746,711	86,719,000	28,061,000	114,780,000	22,966,711	86,719,000	28,061,000	114,780,000	74,021,000	12,699,000	86,719,000	74,021,000	12,699,000	
217010102	217010102	121000	Impuesto sobre la renta y complementarios	131,746,711	0	0	0	137,746,711	0	137,746,711	86,719,000	28,061,000	114,780,000	22,966,711	86,719,000	28,061,000	114,780,000	74,021,000	12,699,000	86,719,000	74,021,000	12,699,000	
217010102	217010102	121000	Impuesto sobre la renta y complementarios	131,746,711	0	0	0	137,746,711	0	137,746,711	86,719,000	28,061,000	114,780,000	22,966,711	86,719,000	28,061,000	114,780,000	74,021,000	12,699,000	86,719,000	74,021,000	12,699,000	
217010102	217010102	121000	Impuesto sobre la renta y complementarios	131,746,711	0	0	0	137,746,711	0	137,746,711	86,719,000	28,061,000	114,780,000	22,966,711	86,719,000	28,061,000	114,780,000	74,021,000	12,699,000	86,719,000	74,021,000	12,699,000	
217010102	217010102	121000	Impuesto sobre la renta y complementarios	131,746,711	0	0	0	137,746,711	0	137,746,711	86,719,000	28,061,000	114,780,000	22,966,711	86,719,000	28,061,000	114,780,000	74,021,000	12,699,000	86,719,000	74,021,000	12,699,000	
217010102	217010102	121000	Impuesto sobre la renta y complementarios	131,746,711	0	0	0	137,746,711	0	137,746,711	86,719,000	28,061,000	114,780,000	22,966,711	86,719,000	28,061,000	114,						

Código	CCP	Fuente	Descripción	Presupio Inicial	Modificación		Traslados		Presupio Definitivo	Disponibilidades		Compromisos		Porcentaje Ejecución		Obligaciones		Potencial Ejecución	
					Adición	Reducción	Cuentas	Contratados		Anterior	Periodo	Total	Saldo	Periodo	Total	Saldo	Periodo	Total	Periodo
2450208	67911	121000	Servicios prestados a las empresas y servicios c	0	642,204	0	0	0	642,204	0	0	0	0	0	0	0	0	0	0
2450208	83441	121000	Servicios prestados a las empresas y servicios c	0	0	0	0	51,705,620	19,744,380	19,744,380	0	19,744,380	0	19,744,380	0	12,728,240	6,145,160	18,873,400	0
2450208	83611	121000	Servicios prestados a las empresas y servicios c	2,661,924,623	1,263,136,193	0	2,700,000,000	80,000,000	6,545,060,816	5,520,142,687	500,799,500	6,020,942,182	524,118,629	5,515,142,687	4,882,720,177	78,031,284	4,960,751,461	560,190,727	12,728,240
2450208	83612	121000	Servicios prestados a las empresas y servicios c	886,904,244	0	0	0	0	886,904,244	5,520,142,687	183,285,514	826,473,620	60,309,624	643,188,106	183,285,514	826,473,620	4,960,751,461	0	0
2450208	83619	121000	Servicios prestados a las empresas y servicios c	1,256,800,000	34,686,720	0	0	219,255,602	1,488,151,185	1,488,151,185	34,686,720	1,488,151,185	1,482,507,855	28,174,667	1,460,057,685	18,500,000	1,478,557,886	0	0
2450208	83990	121000	Servicios prestados a las empresas y servicios c	0	0	0	38,272,332	100,000,000	727,168,444	-120,027,670	607,136,976	24,132,659	723,575,114	607,136,976	5,353,330	369,011,857	67,770,731	436,782,589	165,003,754
2450208	8715610	121000	Servicios prestados a las empresas y servicios c	255,600,000	712,000,000	0	0	710,000,000	257,600,000	213,241,099	10,307,904	223,549,003	34,050,997	213,241,099	10,307,904	223,549,003	157,800,493	157,800,493	33,969,952


NIDIA VICTORIA CASTILLO GONZALEZ
Gerente General


MARIA DEL PILAR RAMIREZ MONROY
Subgerente Financiera


NORMA BEATRIZ SANCHEZ PEREZ
Tesorera


NOHORA CECILIA DUARTE CARRETERO
Proyecto apoyo area Financiera