






REPUBLICA DE COLOMBIA
FABRICA DE LICORES DEL TOLIMA
890704763
EJECUCION PRESUPUESTAL INGRESOS
De Abr-01-2025 a Abr-30-2025

Codigo	FUENTE	Descripción	Presupuesto Inicial	Modificación		Presupuesto Definitivo	Causación			Giros			Porcentaje Ejecución	
				Adición	Reducción		Anterior	Periodo	Total	Anterior	Periodo	Total		Saldo
1		Ingresos	32.860.754.580	3.791.281.353	264.972.513	36.387.063.420	10.333.818.058	9.310.761.754	19.644.579.812	8.155.800.762	8.374.357.227	16.530.157.989	19.856.905.431	45,43%
10		Disponibilidad Inicial	8.095.706.004	3.791.281.353	264.972.513	11.622.014.844	0	7.486.983.663	7.486.983.663	0	7.486.983.663	7.486.983.663	4.135.031.181	64,42%
1002		Bancos	3.960.674.823	3.791.281.353	264.972.513	7.486.983.663	0	7.486.983.663	7.486.983.663	0	7.486.983.663	7.486.983.663	0	100,00%
1002		Bancos	3.960.674.823	3.791.281.353	264.972.513	7.486.983.663	0	7.486.983.663	7.486.983.663	0	7.486.983.663	7.486.983.663	0	100,00%
1003		Inversiones Temporales	4.135.031.181	0	0	4.135.031.181	0	0	0	0	0	0	4.135.031.181	0,00%
1003		Inversiones Temporales	4.135.031.181	0	0	4.135.031.181	0	0	0	0	0	0	4.135.031.181	0,00%
11		Ingresos Corrientes	23.878.077.845	0	0	23.878.077.845	10.125.366.273	1.754.703.680	11.880.069.953	7.947.348.977	818.299.153	8.765.648.130	15.112.429.716	36,71%
1102		Ingresos no tributarios	23.878.077.845	0	0	23.878.077.845	10.125.366.273	1.754.703.680	11.880.069.953	7.947.348.977	818.299.153	8.765.648.130	15.112.429.716	36,71%
110205		Venta de bienes y servicios	23.878.077.845	0	0	23.878.077.845	10.125.366.273	1.754.703.680	11.880.069.953	7.947.348.977	818.299.153	8.765.648.130	15.112.429.716	36,71%
11020500102	121000	Productos alimenticios, bebidas y tabaco; textiles, prenda	23.840.331.040	0	0	23.840.331.040	10.113.691.978	1.750.463.139	11.864.155.117	7.935.674.682	814.832.724	8.750.507.406	15.089.823.634	36,70%
110205001020C	121000	Recaudo año vigente	23.840.331.040	0	0	23.840.331.040	973.895.982	1.750.463.139	2.724.359.121	171.760.512	292.125.420	463.885.932	23.376.445.108	1,95%
1102050010202	121000	Recaudo años anteriores	0	0	0	0	9.139.795.996	0	9.139.795.996	7.763.914.170	522.707.304	8.286.621.474	-8.286.621.474	#DIV/0!
11020500103	121000	Otros bienes transportables (excepto productos metálicos)	32.038.599	0	0	32.038.599	10.427.744	3.825.024	14.252.768	10.427.744	3.050.912	13.478.656	18.559.943	42,07%
11020500107	121000	Servicios financieros y servicios conexos; servicios inmobiliarios	5.708.206	0	0	5.708.206	1.246.551	415.517	1.662.068	1.246.551	415.517	1.662.068	4.046.138	29,12%
12		Recursos de capital	886.970.731	0	0	886.970.731	208.451.785	69.074.411	277.526.197	208.451.785	69.074.411	277.526.197	609.444.534	31,29%
1201		Disposición de activos	1.000.000	0	0	1.000.000	0	0	0	0	0	0	1.000.000	0,00%
120101		Disposición de activos financieros	1.000.000	0	0	1.000.000	0	0	0	0	0	0	1.000.000	0,00%
120101004	121000	Títulos de devolución de impuestos-TIDIS	1.000.000	0	0	1.000.000	0	0	0	0	0	0	1.000.000	0,00%
1205		Rendimientos financieros	885.970.731	0	0	885.970.731	208.451.785	69.074.411	277.526.197	208.451.785	69.074.411	277.526.197	608.444.534	31,32%
120502		Depósitos	885.970.731	0	0	885.970.731	208.451.785	69.074.411	277.526.197	208.451.785	69.074.411	277.526.197	608.444.534	31,32%
120502	121000	Depósitos	885.970.731	0	0	885.970.731	208.451.785	69.074.411	277.526.197	208.451.785	69.074.411	277.526.197	608.444.534	31,32%


NIDIA VICTORIA CASTILLO GONZALEZ
Gerente General


MARIA DEL PILAR RAMIREZ MONROY
Subgerente Financiera


NOHORA CECILIA DUARTE CARRETERO
Proyecto: apoyo area financiera





EJECUCION PRESUPUESTAL GASTO
De Abr-01-2025 a Abr-30-2025

Código	CCP	Fuente	Descripción	Presupuesto Inicial	Modificación		Totales		Presupuesto Derivativo	Disponibilidades		Compromisos		Obligaciones		Grosos								
					Aflicción	Reducción	Cedidos	Concertados		Anterior	Periodo	Total	Periodo	Total	Saldo	Anterior	Total	Saldo	Anterior	Total	Saldo			
2			Gastos	32,860,754,580	3,791,281,353	264,972,513	167,668,990	36,387,065,420	10,924,990,585	5,262,168,106	15,587,158,692	20,799,904,729	7,258,077,939	4,813,256,244	12,071,328,184	3,515,830,508	2,303,013,867	3,240,118,488	8,831,209,696	2,285,419,028	954,496,160	3,239,915,188	203,300,000	
21			Funcionamiento	11,918,605,313	127,354,794	0	0	11,918,605,313	10,924,990,585	5,262,168,106	15,587,158,692	20,799,904,729	7,258,077,939	4,813,256,244	12,071,328,184	3,515,830,508	2,303,013,867	3,240,118,488	8,831,209,696	2,285,419,028	954,496,160	3,239,915,188	203,300,000	
21101010010			Factores salariales comunes	1,370,558,022	0	0	0	1,370,558,022	286,963,644	89,450,217	376,413,861	994,144,161	284,990,356	0	199,561,645	160,570,538	369,132,183	0	143,323,074	143,406,425	286,929,499	0	0	
21101010010			Sueldo básico	880,719,225	0	0	0	880,719,225	215,284,611	71,644,888	286,929,499	593,789,726	215,284,611	71,644,888	286,929,499	0	143,323,074	143,406,425	286,929,499	0	143,323,074	143,406,425	286,929,499	0
21101010010			Gastos de representación	102,448,535	0	0	0	102,448,535	24,631,986	8,210,662	32,842,648	69,605,887	24,631,986	8,210,662	32,842,648	0	16,421,324	16,421,324	32,842,648	0	16,421,324	16,421,324	32,842,648	0
21101010010			Gastos de representación	102,448,535	0	0	0	102,448,535	24,631,986	8,210,662	32,842,648	69,605,887	24,631,986	8,210,662	32,842,648	0	16,421,324	16,421,324	32,842,648	0	16,421,324	16,421,324	32,842,648	0
21101010010			Auxilio de transporte	20,993,052	0	0	0	20,993,052	5,452,128	1,817,376	7,269,504	13,723,348	5,452,128	1,817,376	7,269,504	0	3,634,752	3,634,752	7,269,504	0	3,634,752	3,634,752	7,269,504	0
21101010010			Auxilio de transporte	20,993,052	0	0	0	20,993,052	5,452,128	1,817,376	7,269,504	13,723,348	5,452,128	1,817,376	7,269,504	0	3,634,752	3,634,752	7,269,504	0	3,634,752	3,634,752	7,269,504	0
21101010010			Prima de servicio	65,008,657	0	0	0	65,008,657	0	0	0	65,008,657	0	0	0	0	0	0	0	0	0	0	0	0
21101010010			Prima de servicio	65,008,657	0	0	0	65,008,657	0	0	0	65,008,657	0	0	0	0	0	0	0	0	0	0	0	0
21101010010			Bonificación por servicios pr	24,348,278	0	0	0	24,348,278	21,216,000	0	21,216,000	3,132,278	21,216,000	0	21,216,000	0	21,216,000	0	21,216,000	0	21,216,000	0	0	0
21101010010			Bonificación por servicios pr	24,348,278	0	0	0	24,348,278	21,216,000	0	21,216,000	3,132,278	21,216,000	0	21,216,000	0	21,216,000	0	21,216,000	0	21,216,000	0	0	0
21101010010			Prima de navidad	122,300,126	0	0	0	122,300,126	0	0	0	122,300,126	0	0	0	0	0	0	0	0	0	0	0	0
21101010010			Prima de navidad	122,300,126	0	0	0	122,300,126	0	0	0	122,300,126	0	0	0	0	0	0	0	0	0	0	0	0
21101010010			Prima de vacaciones	81,795,066	0	0	0	81,795,066	0	0	0	81,795,066	0	0	0	0	0	0	0	0	0	0	0	0
21101010010			Prima de vacaciones	81,795,066	0	0	0	81,795,066	0	0	0	81,795,066	0	0	0	0	0	0	0	0	0	0	0	0
21101010010			Válidos de los funcionarios	72,945,083	0	0	0	72,945,083	20,378,919	7,777,291	28,156,210	44,788,873	28,156,210	0	14,766,495	6,108,037	20,874,532	7,281,678	14,766,495	6,108,037	20,874,532	7,281,678	14,766,495	6,108,037
21101010011			Válidos de los funcionarios	72,945,083	0	0	0	72,945,083	20,378,919	7,777,291	28,156,210	44,788,873	28,156,210	0	14,766,495	6,108,037	20,874,532	7,281,678	14,766,495	6,108,037	20,874,532	7,281,678	14,766,495	6,108,037
21101010012			Factores salariales especial	35,641,511	0	0	0	35,641,511	19,186,887	6,395,629	25,582,516	10,058,995	6,395,629	25,582,516	0	12,791,258	12,791,258	25,582,516	0	12,791,258	12,791,258	25,582,516	0	0
21101010020			Primas extraordinarias	35,641,511	0	0	0	35,641,511	19,186,887	6,395,629	25,582,516	10,058,995	6,395,629	25,582,516	0	12,791,258	12,791,258	25,582,516	0	12,791,258	12,791,258	25,582,516	0	0
21101010020			Primas extraordinarias	35,641,511	0	0	0	35,641,511	19,186,887	6,395,629	25,582,516	10,058,995	6,395,629	25,582,516	0	12,791,258	12,791,258	25,582,516	0	12,791,258	12,791,258	25,582,516	0	0
2110102001			Aportes a la seguridad socia	141,798,543	0	0	0	141,798,543	32,445,900	9,952,700	42,398,600	99,399,943	32,445,900	9,952,700	42,398,600	0	22,479,300	9,966,600	32,445,900	9,952,700	22,479,300	9,966,600	32,445,900	0
2110102001			Aportes a la seguridad socia	141,798,543	0	0	0	141,798,543	32,445,900	9,952,700	42,398,600	99,399,943	32,445,900	9,952,700	42,398,600	0	22,479,300	9,966,600	32,445,900	9,952,700	22,479,300	9,966,600	32,445,900	0
2110102001			Aportes a la seguridad socia	100,440,635	0	0	0	100,440,635	23,516,700	7,227,900	30,744,600	69,693,505	23,516,700	7,227,900	30,744,600	0	16,278,900	7,237,800	23,516,700	7,227,900	16,278,900	7,237,800	23,516,700	0
2110102002			Aportes a la seguridad socia	100,440,635	0	0	0	100,440,635	23,516,700	7,227,900	30,744,600	69,693,505	23,516,700	7,227,900	30,744,600	0	16,278,900	7,237,800	23,516,700	7,227,900	16,278,900	7,237,800	23,516,700	0
2110102002			Aportes a la seguridad socia	95,762,433	0	0	0	95,762,433	80,642,613	15,119,820	80,642,613	0	80,642,613	0	80,642,613	0	80,642,613	0	80,642,613	0	80,642,613	0	80,642,613	0
2110102003			Aportes de cesantías	95,762,433	0	0	0	95,762,433	80,642,613	15,119,820	80,642,613	0	80,642,613	0	80,642,613	0	80,642,613	0	80,642,613	0	80,642,613	0	80,642,613	0
2110102003			Aportes de cesantías	95,762,433	0	0	0	95,762,433	80,642,613	15,119,820	80,642,613	0	80,642,613	0	80,642,613	0	80,642,613	0	80,642,613	0	80,642,613	0	80,642,613	0
2110102004			Aportes a cajas de compens	53,138,330	0	0	0	53,138,330	10,815,000	3,317,400	14,132,400	39,005,930	10,815,000	3,317,400	14,132,400	0	7,492,900	3,322,100	10,815,000	3,317,400	7,492,900	3,322,100	10,815,000	0
2110102004			Aportes a cajas de compens	53,138,330	0	0	0	53,138,330	10,815,000	3,317,400	14,132,400	39,005,930	10,815,000	3,317,400	14,132,400	0	7,492,900	3,322,100	10,815,000	3,317,400	7,492,900	3,322,100	10,815,000	0
2110102005			Aportes generales al sistem	5,148,937	0	0	0	5,148,937	2,588,600	825,400	3,414,000	1,734,937	2,588,600	825,400	3,414,000	0	1,762,600	826,000	2,588,600	825,400	1,762,600	826,000	2,588,600	0
2110102005			Aportes generales al sistem	5,148,937	0	0	0	5,148,937	2,588,600	825,400	3,414,000	1,734,937	2,588,600	825,400	3,414,000	0	1,762,600	826,000	2,588,600	825,400	1,762,600	826,000	2,588,600	0
2110102006			Aportes al ICF	39,853,748	0	0	0	39,853,748	8,112,300	2,488,500	10,600,800	29,252,948	8,112,300	2,488,500	10,600,800	0	5,620,300	2,492,000	8,112,300	2,488,500	5,620,300	2,492,000	8,112,300	0
2110102006			Aportes al ICF	39,853,748	0	0	0	39,853,748	8,112,300	2,488,500	10,600,800	29,252,948	8,112,300	2,488,500	10,600,800	0	5,620,300	2,492,000	8,112,300	2,488,500	5,620,300	2,492,000	8,112,300	0
2110102007			Aportes al ICF	26,569,165	0	0	0	26,569,165	5,407,500	1,658,700	7,066,200	19,502,965	5,407,500	1,658,700	7,066,200	0	3,746,400	1,661,100	5,407,500	1,658,700	3,746,400	1,661,100	5,407,500	0
2110102007			Aportes al ICF	26,569,165	0	0	0	26,569,165	5,407,500	1,658,700	7,066,200	19,502,965	5,407,500	1,658,700	7,066,200	0	3,746,400	1,661,100	5,407,500	1,658,700	3,746,400	1,661,100	5,407,500	0
2110103001			Prestaciones sociales	105,781,138	0	0	0	105,781,138	0	0	0	105,781,138	0	0	0	0	0	0	0	0	0	0	0	0
2110103001			Prestaciones sociales	105,781,138	0	0	0	105,781,138	0	0	0	105,781,138	0	0	0	0	0	0	0	0	0	0	0	0
2110103001			Vacaciones	98,160,390	0	0	0	98,160,390	0	0	0	98,160,390	0	0	0	0	0	0	0	0	0	0	0	0
2110103001			Vacaciones	98,160,390	0	0	0	98,160,390	0	0	0	98,160,390	0	0	0	0	0	0	0	0	0	0	0	0
2110103001			Bonificación especial de reci	7,620,748	0	0	0	7,620,748	0	0	0	7,620,748	0	0	0	0	0	0	0	0	0	0	0	0
2110103001			Bonificación especial de reci	7,620,748	0	0	0	7,620,748	0	0	0	7,620,748	0	0	0	0	0	0	0	0	0	0	0	0
2110103001			Bonificación especial de reci	7,620,748	0	0	0	7,620,748	0	0	0	7,620,748	0	0	0	0	0	0	0	0	0	0	0	0
2110103001			Bonificación especial de reci	7,620,748	0	0	0	7,620,748	0	0	0	7,620,748	0	0	0	0	0	0	0	0	0	0	0	0
2110103006			Apoyo de sostenimiento api	19,484,310	650,000	0	0	20,134,310	2,135,450	1,067,625	3,203,075	16,931,235	2,135,450	1,067,625	3,203,075	0	1,423,700	1,779,375	3,203,075	0	1,423,700	1,779,375	3,203,075	0
2110103006			Apoyo de sostenimiento api	19,484,310	650,000	0	0	20,134,310	2,135,450	1,067,625	3,203,075	16,931,235	2,135,450	1,067,625	3,203,075	0	1,423,700	1,779,375	3,203,075	0	1,423,700	1,779,375	3,203,075	0
2110103093			Prima o auxilio de Maternid.	1,351,701																				

Código	CCP	FUENTE	Descripción	Presupuesto Inicial	Modificación	Traslados	Presupuesto	Disponibilidades	Compromisos	Obligaciones	Grosos
				Adición	Reducción	Cuentas	Definitivo	Anterior	Periodo	Total	Saldo
24101010010	121000		Sueldo básico	545,224,331	0	0	545,224,331	123,488,751	45,428,872	168,917,623	0
24101010010	121000		Sueldo básico	545,224,331	0	0	545,224,331	123,488,751	45,428,872	168,917,623	0
24101010010	121000		Auxilio de transporte	20,993,052	0	0	20,993,052	5,452,128	1,817,376	7,269,504	0
24101010010	121000		Auxilio de transporte	20,993,052	0	0	20,993,052	5,452,128	1,817,376	7,269,504	0
24101010010	121000		Prima de servicio	52,384,719	0	0	52,384,719	0	0	0	0
24101010010	121000		Prima de servicio	52,384,719	0	0	52,384,719	0	0	0	0
24101010010	121000		Bonificación por servicios pr	8,388,895	0	0	8,388,895	2,921,252	2,921,252	2,921,252	0
24101010010	121000		Bonificación por servicios pr	8,388,895	0	0	8,388,895	2,921,252	2,921,252	2,921,252	0
24101010010	121000		Prestaciones sociales	153,586,818	0	0	153,586,818	0	0	0	0
24101010010	121000		Prestaciones sociales	153,586,818	0	0	153,586,818	0	0	0	0
24101010010	121000		Prima de navidad	87,314,721	0	0	87,314,721	0	0	0	0
24101010010	121000		Prima de navidad	87,314,721	0	0	87,314,721	0	0	0	0
24101010010	121000		Prima de vacaciones	66,272,097	0	0	66,272,097	0	0	0	0
24101010010	121000		Prima de vacaciones	66,272,097	0	0	66,272,097	0	0	0	0
24101020001	121000		Aportes a la seguridad socia	86,062,151	0	0	86,062,151	16,010,900	6,199,400	22,210,300	0
24101020001	121000		Aportes a la seguridad socia	86,062,151	0	0	86,062,151	16,010,900	6,199,400	22,210,300	0
24101020002	121000		Aportes a la seguridad socia	60,960,690	0	0	60,960,690	11,340,700	4,391,100	15,731,800	0
24101020002	121000		Aportes a la seguridad socia	60,960,690	0	0	60,960,690	11,340,700	4,391,100	15,731,800	0
24101020003	121000		Aportes de cesantías	100,321,274	0	0	100,321,274	71,951,667	71,951,667	71,951,667	0
24101020003	121000		Aportes de cesantías	100,321,274	0	0	100,321,274	71,951,667	71,951,667	71,951,667	0
24101020004	121000		Aportes a cajas de compens	33,433,656	0	0	33,433,656	5,336,500	2,066,300	7,402,800	0
24101020004	121000		Aportes a cajas de compens	33,433,656	0	0	33,433,656	5,336,500	2,066,300	7,402,800	0
24101020005	121000		Aportes generales al sistema	14,681,277	0	0	14,681,277	2,675,100	1,066,800	3,741,900	0
24101020005	121000		Aportes generales al sistema	14,681,277	0	0	14,681,277	2,675,100	1,066,800	3,741,900	0
24101020006	121000		Aportes al ICBF	25,075,242	0	0	25,075,242	4,002,700	1,549,800	5,552,500	0
24101020006	121000		Aportes al ICBF	25,075,242	0	0	25,075,242	4,002,700	1,549,800	5,552,500	0
24101020007	121000		Aportes al ICBF	16,716,828	0	0	16,716,828	2,668,500	1,033,200	3,701,700	0
24101020007	121000		Aportes al ICBF	16,716,828	0	0	16,716,828	2,668,500	1,033,200	3,701,700	0
24101030001	121000		Prestaciones sociales	74,926,818	0	0	74,926,818	0	0	0	0
24101030001	121000		Prestaciones sociales	74,926,818	0	0	74,926,818	0	0	0	0
24101030010	121000		Vacaciones	69,954,921	0	0	69,954,921	0	0	0	0
24101030010	121000		Vacaciones	69,954,921	0	0	69,954,921	0	0	0	0
24101030010	121000		Bonificación especial de reci	4,971,897	0	0	4,971,897	0	0	0	0
24101030010	121000		Bonificación especial de reci	4,971,897	0	0	4,971,897	0	0	0	0
2450102	2351101	121000	Productos alimenticios, babi	13,886,083	0	0	13,886,083	0	0	0	0
2450102	2351101	121000	Productos alimenticios, babi	13,886,083	0	0	13,886,083	0	0	0	0
2450102	2411001	121000	Productos alimenticios, babi	2,043,345,309	0	0	2,043,345,309	1,814,033,664	229,311,645	1,814,033,664	0
2450102	2411001	121000	Productos alimenticios, babi	2,043,345,309	0	0	2,043,345,309	1,814,033,664	229,311,645	1,814,033,664	0
2450103	3213302	121000	Otros bienes transportables	429,962,095	0	0	429,962,095	252,340,690	0	252,340,690	0
2450103	3213302	121000	Otros bienes transportables	429,962,095	0	0	429,962,095	252,340,690	0	252,340,690	0
2450103	3219703	121000	Otros bienes transportables	175,515,073	0	0	175,515,073	155,340,815	9,935,000	165,275,815	0
2450103	3219703	121000	Otros bienes transportables	175,515,073	0	0	175,515,073	155,340,815	9,935,000	165,275,815	0
2450103	3432004	121000	Otros bienes transportables	4,000,000	0	0	4,000,000	0	0	0	0
2450103	3432004	121000	Otros bienes transportables	4,000,000	0	0	4,000,000	0	0	0	0
2450103	3541002	121000	Otros bienes transportables	98,933,532	0	0	98,933,532	49,507,570	0	49,507,570	0
2450103	3541002	121000	Otros bienes transportables	98,933,532	0	0	98,933,532	49,507,570	0	49,507,570	0
2450103	3542006	121000	Otros bienes transportables	21,923,647	0	0	21,923,647	0	0	0	0
2450103	3542006	121000	Otros bienes transportables	21,923,647	0	0	21,923,647	0	0	0	0
2450103	3549007	121000	Otros bienes transportables	1,080,956,190	0	0	1,080,956,190	723,109,306	723,109,306	723,109,306	0
2450103	3549007	121000	Otros bienes transportables	1,080,956,190	0	0	1,080,956,190	723,109,306	723,109,306	723,109,306	0
2450103	3649013	121000	Otros bienes transportables	172,280,791	0	0	172,280,791	0	0	0	0
2450103	3649013	121000	Otros bienes transportables	172,280,791	0	0	172,280,791	0	0	0	0
2450103	3649019	121000	Otros bienes transportables	7,882,903	0	0	7,882,903	0	0	0	0
2450103	3649019	121000	Otros bienes transportables	7,882,903	0	0	7,882,903	0	0	0	0
2450103	3692002	121000	Otros bienes transportables	20,000,000	0	0	20,000,000	0	0	0	0
2450103	3692002	121000	Otros bienes transportables	20,000,000	0	0	20,000,000	0	0	0	0
2450103	3719199	121000	Otros bienes transportables	5,453,358,691	0	0	5,453,358,691	44,339,400	44,339,400	44,339,400	0
2450103	3719199	121000	Otros bienes transportables	5,453,358,691	0	0	5,453,358,691	44,339,400	44,339,400	44,339,400	0
2450103	3719502	121000	Otros bienes transportables	35,700,000	0	0	35,700,000	0	0	0	0
2450103	3719502	121000	Otros bienes transportables	35,700,000	0	0	35,700,000	0	0	0	0
2450206	63399	121000	Comercio y distribución, aig	5,000,000	0	0	5,000,000	2,556,950	1,137,700	3,694,650	0
2450206	63399	121000	Comercio y distribución, aig	5,000,000	0	0	5,000,000	2,556,950	1,137,700	3,694,650	0
2450206	67911	121000	Comercio y distribución, aig	11,000,000	0	0	11,000,000	642,204	642,204	642,204	0
2450206	67911	121000	Comercio y distribución, aig	11,000,000	0	0	11,000,000	642,204	642,204	642,204	0
2450206	67990	121000	Comercio y distribución, aig	5,000,000	0	0	5,000,000	0	0	0	0
2450206	67990	121000	Comercio y distribución, aig	5,000,000	0	0	5,000,000	0	0	0	0
2450208	83441	121000	Servicios prestados a las em	71,450,000	0	0	71,450,000	19,744,380	0	19,744,380	0
2450208	83441	121000	Servicios prestados a las em	71,450,000	0	0	71,450,000	19,744,380	0	19,744,380	0
2450208	83611	121000	Servicios prestados a las em	2,661,924,623	1,263,136,193	0	3,925,060,816	570,258,045	928,587,044	1,498,845,089	25,763,750
2450208	83611	121000	Servicios prestados a las em	2,661,924,623	1,263,136,193	0	3,925,060,816	570,258,045	928,587,044	1,498,845,089	25,763,750
2450208	83612	121000	Servicios prestados a las em	886,904,244	0	0	886,904,244	41,545,387	15,947,339	57,492,726	0
2450208	83612	121000	Servicios prestados a las em	886,904,244	0	0	886,904,244	41,545,387	15,947,339	57,492,726	0
2450208	83619	121000	Servicios prestados a las em	1,256,800,000	34,666,720	0	1,291,466,720	152,471,182	1,117,480,000	1,269,951,182	1,024,000,000
2450208	83619	121000	Servicios prestados a las em	1,256,800,000	34,666,720	0	1,291,466,720	152,471,182	1,117,480,000	1,269,951,182	1,024,000,000
2450208	83990	121000	Servicios prestados a las em	693,000,000	0	0	693,000,000	518,012,549	86,219,658	604,232,207	88,671,793
2450208	83990	121000	Servicios prestados a las em	693,000,000	0	0	693,000,000	518,012,549	86,219,658	604,232,207	88,671,793
2450208	8715610	121000	Servicios prestados a las em	255,600,000	712,000,000	0	967,600,000	201,305,399	201,305,399	201,305,399	766,294,601
2450208	8715610	121000	Servicios prestados a las em	255,600,000	712,000,000	0	967,600,000	201,305,399	201,305,399	201,305,399	766,294,601


NIDIA VICTORIA CASTILLO GONZALEZ
Gerente General


MARIA DEL PILAR RAMIREZ MONROY
Subgerente Financiera


NOHORA CECILIA DUARTE CARRETERO
Proyecto apoyo area financiera